



HAFE

Special Lighting System



Artemis™ Balloon Lighting





Daylight 5600k

for film, broadcasting and photography



Artemis™ - Daylight 5600k

HAFE Special Lighting System



Constant innovation & improvement

HAFE International Limited

<http://www.btcoops.com>

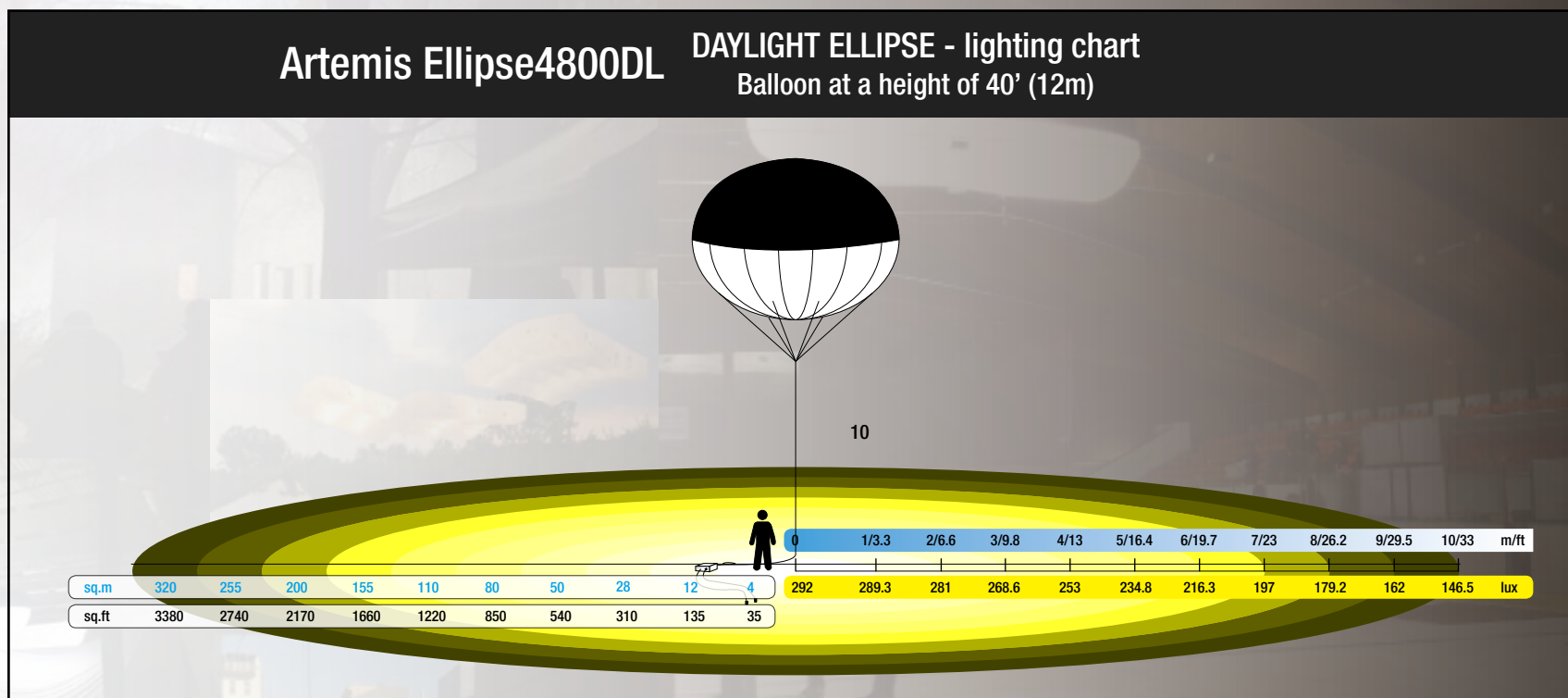
Artemis™ - Daylight 5600k

Optional accessories:

- Reflectors
- CTS filters
- Black skirts

HMI lighting balloons reproduce daylight. They can be used as a key light or as a fill light to produce a very natural effect. They provide a color temperature 5600~6000K and offer up to 900.000lm. The Artemis product line is a perfect lighting solution for stage and location film production as well as photography, by combining lightweight design and overall manoeuvrability.

Example of lighting chart




Artemis™ - Daylight 5600k Specification

HAFE Special Lighting System




Ellipse



Sphere







Tube



Cube

Product Model	Envelope Dimen.	Lamps	Lamp holders	Power / socket	Skirt height	Optimum height	Lumen max.	Ref. setup time	Helium / Air volume	
Artemis Ellipse Daylight										
Artemis Ellipse575DL	230 x 296cm (7.5' x 9.7')	1 x 575w	G22	100-240v / 1 x 16A	130cm (4.3')	6m / 19'	49,000	30 min	10.6m3 (374ft3)	
Artemis Ellipse1150DL	250 x 325cm (8.2' x 10.6')	2 x 575w	G22	100-240v / 1 x 16A	150cm (4.9')	8m / 26'	98,000	30 min	13.8m3 (487ft3)	
Artemis Ellipse2300DL	280 x 360cm (9.2' x 11.8')	4 x 575w	G22	100-240v / 2 x 16A	170cm (5.6')	8m / 26'	196,000	45 min	19m3 (671ft3)	
Artemis Ellipse2400DL	280 x 360cm (9.2' x 11.8')	2 x 1200w	G38	200-240v / 2 x 16A	170cm (5.6')	10m / 32'	220,000	45 min	19m3 (671ft3)	
Artemis Ellipse4800DL	325 x 420cm (10.7' x 13.7')	4 x 1200w	G38	200-240v / 4 x 16A	190cm (6.2')	15m / 49'	440,000	45 min	30m3 (1,060ft3)	
Artemis Ellipse10000DL	400 x 550cm (13.1' x 18')	4 x 2500w	G38	200-240v / 4 x 32A	230cm (7.5')	20m / 65'	900,000	45 min	63.4m3 (2,239ft3)	
Artemis Sphere Daylight										
Artemis Sphere1200DL	280cm (9.2')	1 x 1200w	G38	200-240v / 1 x 16A	170cm (5.6')	8m / 26'	110,000	30 min	11.5m3 (406ft3)	
Artemis Sphere2400DL	320cm (10.5')	2 x 1200w	G38	200-240v / 2 x 16A	190cm (6.2')	10m / 32'	220,000	45 min	17.2m3 (608ft3)	
Artemis Sphere4800DL	370cm (12.1')	4 x 1200w	G38	200-240v / 4 x 16A	210cm 6.9')	15m / 49'	440,000	45 min	26.5m3 (936ft3)	
Artemis Tube Daylight										
Artemis Tube2300DL	dia.250 x L500cm (7.5' x 16.4')	4 x 575w	G22	100-240v / 2 x 16A	150cm (4.9')	10m / 32'	196,000	45 min	20.8m3 (735ft3)	
Artemis Tube4800DL	dia.280 x L660cm (9.2' x 21.7')	4 x 1200w	G38	200-240v / 4 x 16A	170cm (5.6')	15m / 49'	440,000	45 min	40.6m3 (1,434ft3)	
Artemis Tube10000DL	dia.300 x L800cm (9.8' x 26.2')	4 x 2500w	G38	200-240v / 4 x 32A	180cm (5.9')	20m / 65'	900,000	45 min	56.5m3 (1,996ft3)	
Artemis Cube Daylight										
Artemis Cube1150DL	250 x 250cm (8.2' x 8.2')	2 x 575w	G22	100-240v / 1 x 16A	150cm (4.9')	8m / 26'	98,000	30 min	15.6m3 (551ft3)	
Artemis Cube2400DL	280 x 280cm (9.2' x 9.2')	2 x 1200w	G38	200-240v / 2 x 16A	170cm (5.6')	10m / 32'	220,000	40 min	22m3 (777ft3)	
Artemis Cube5000DL	330 x 330cm (10.8' x 10.8')	2 x 2500w	G38	200-240v / 2 x 32A	200cm (6.6')	15m / 49'	450,000	45 min	36m3 (1,271ft3)	
Artemis Cube10000DL	360 x 360cm (11.8' x 11.8')	4 x 2500w	G38	200-240v / 4 x 32A	230cm (7.5')	20m / 65'	900,000	45 min	46.6m3 (1,646ft3)	

Please note all Artemis balloon, besides helium filled float operation, could also be air filled for hanging or suspension in a proper way and space, which is primarily intended for application where or when helium gas is not available temporarily or appropriately.

Product type/dimension		MANY COMBINATIONS OF POWER AVAILABLE (HMI lamps)													
		575w	1.15k	1.2k	2.3k	2.4k	2.5k	3.6k	4k	4.8k	5k	6.5k	7.4k	8.7k	10k
230 x 296cm (7.5' x 9.7')		1x575 575w													
250 x 325cm (8.2' x 10.6')		1x575 575w	2x575 1.15k												
280 x 360cm (9.2' x 11.8')			2x575 1.15k	1x1.2k 1.2k	4x575 2.3k	2x1.2k 2.4k									
325 x 420cm (10.7' x 13.7')						2x1.2k 2.4k	1x2.5k 1.2k	3x1.2k 3.6k	1x575+3x1.2k 4.2k	4x1.2k 4.8k					
400 x 550cm (13.1' x 18')										4x1.2k 4.8k	2x2.5k 5k	2x2.5k+1x1.2k 6.2k	2x2.5k+2x1.2k 7.4k	3x2.5k+1x1.2k 8.7k	4x2.5k 10k
280cm (9.2')		1x575 575w		1x1.2k 1.2k											
320cm (10.5')			2x575 1.15k	1x1.2k 1.2k		2x1.2k 2.4k									
370cm (12.1')						2x1.2k 2.4k		3x1.2k 3.6k		4x1.2k 4.8k	2x2.5k 5k				
dia.250 x L500cm (7.5' x 16.4')		1x575 575w	2x575 1.15k	1x1.2k 1.2k	4x575 2.3k										
dia.280 x L660cm (9.2' x 21.7')						2x1.2k 2.4k	1x2.5k 1.2k	3x1.2k 3.6k	1x575+3x1.2k 4.2k	4x1.2k 4.8k					
dia.300 x L800cm (9.8' x 26.2')										4x1.2k 4.8k	2x2.5k 5k	2x2.5k+1x1.2k 6.2k	2x2.5k+2x1.2k 7.4k	3x2.5k+1x1.2k 8.7k	4x2.5k 10k
250 x 250cm (8.2' x 8.2')		1x575 575w	2x575 1.15k												
280 x 280cm (9.2' x 9.2')			2x575 1.15k	1x1.2k 1.2k	4x575 2.3k	2x1.2k 2.4k									
330 x 330cm (10.8' x 10.8')						2x1.2k 2.4k	1x2.5k 1.2k	3x1.2k 3.6k		4x1.2k 4.8k	2x2.5k 5k				
360 x 360cm (11.8' x 11.8')											2x2.5k 5k		2x2.5k+2x1.2k 7.4k	4x2.5k 10k	